



---

# 2012 Educational Grants

---

Grant Descriptions

---

Laura R. Johnson  
Director of Education

---



---

## **Educational Grant Levels and Description**

**The Hotel Contessa**

**San Antonio, TX**

**January 9–11, 2012**



## I. Meeting Description

The American Society of Cataract & Refractive Surgery (ASCRS) is pleased to be working with a select group of military ophthalmic surgeons to present the 6<sup>th</sup> Annual International Military Refractive Surgery Symposium (IMRSS 2012), January 9–11, 2012, at the Hotel Contessa in San Antonio, TX.

Valuable information regarding surgical techniques, complications, patient safety, surgical eligibility, medical policy, coding, and budgets will be shared among the three services in attendance. In addition to United States military refractive surgeons, there will also be international military refractive surgeons representing France, Japan, and Singapore.

The purpose of the International Military Refractive Surgery Symposium is to share expert information about the latest advances in military refractive surgery with the goal of improved patient care at all military refractive surgery centers.

## II. Program Sponsor

The American Society of Cataract & Refractive Surgery is the sponsor of this activity.

## III. Program Oversight

ASCRS has appointed the following physicians as the Program Committee for this educational activity:

### **Program Committee:**

Cdr. Elizabeth M. Hofmeister, MD – Program Chair

Maj. Matthew Caldwell, MD

Lt. Col. Gerald Nah, MBChB (Aberd), DAvMed(Lon), MMed (Ophth), FRCSEd, FAMS

Lt. Col. Charles D. Reilly, MD

Capt. (Ret.) Steve C. Schallhorn, MD

Col. Mark F. Torres, MD



#### **IV. CME**

##### **Educational Objectives**

Ophthalmologists attending this meeting will be able to:

- Recall the differing policies for refractive surgery among the three U.S. services so that appropriate surgery may be provided to service members based on their branch of service and job description;
- Critically evaluate emerging technologies for refractive surgery so that service members may receive the most appropriate and highest quality refractive surgery procedures;
- Identify patients who are not good candidates for refractive surgery to reduce the number of refractive surgery complications;
- Recognize refractive surgery complications and have a firm plan of how to manage these complications.

##### **Continuing Medical Education (CME)**

This live educational activity is designated for a maximum of 14.0 *AMA PRA Category 1 Credits™*. The American Society of Cataract & Refractive Surgery (ASCRS) is accredited by the Accreditation Council for Continuing Medical Education (ACCME) to provide continuing medical education for physicians. ASCRS takes responsibility for the content, quality, and scientific integrity of the CME activity.

##### **Notice of Off-Label Use Presentations**

This program may include presentations on drugs or devices or uses of drugs or devices that may not have been approved by the Food and Drug Administration (FDA) or have been approved by the FDA for specific uses only. The FDA has stated that it is the responsibility of the physician to determine the FDA clearance status of each drug or device he or she wishes to use in clinical practice. ASCRS is committed to the free exchange of medical education. Inclusion of any presentation in this program, including presentations of off-label uses, does not imply an endorsement by ASCRS of the uses, products, or techniques presented.

#### **V. Attendance**

2011 attendance: 100 military ophthalmologists and staff

2012 marks the first year that ASCRS will be involved in this program

2012 estimated attendance: 100 military ophthalmologists



## VI. Unrestricted Educational Grant Levels

All unrestricted educational grants are used to support the educational content and logistics of the meeting. For IMRSS 2012, there are three levels of corporate support: Platinum, Gold, and Silver. Support recognition varies based on the level of support. Exhibition space is considered a promotional activity and is not included in the educational grant. The exhibitor prospectus for IMRSS 2012 will be sent under separate cover to the exhibits manager. Please see exhibition opportunities in section VII below.

**Platinum level support: \$15,000.00**

**Gold level support: \$10,000.00**

**Silver level support: \$7,500.00**

### Summary of recognition:

Recognition description	Platinum	Gold	Silver
Badges allotted for attendance at educational sessions	4	2	1
Pre-meeting attendee list (four weeks prior to activity)	Yes	Yes	Yes
Final meeting attendee list (eight weeks following activity)	Yes	Yes	Yes
Corporate logo on all print advertisements	Large	Medium	Small
Corporate logo on direct mail marketing	Large	Medium	Small
Corporate logo on IMRSS home page	Large	Medium	Small
Acknowledgement by Program Chair from the podium	Yes	Yes	Yes
Acknowledgement on session walk-in slides	Large	Medium	Small
Acknowledgement on all onsite signage	Large	Medium	Small
Corporate support acknowledgement in Final Program	Large	Medium	Small
Post-activity CME evaluation report	Yes	Yes	Yes

## VII. Exhibition opportunities

The exhibit hall for this activity will be located near the meeting session rooms. The exhibition hall will also house the food and beverage breaks, ensuring exhibitor exposure to attendees. Exhibition space is considered a promotional activity and therefore cannot be included in an unrestricted educational grant. The exhibitor prospectus for IMRSS 2012 will be sent under separate cover to the exhibits manager. The exhibit space fee for 2012 is \$1,500.

## VIII. 2011 Evaluation Summary

Evaluation data for this meeting in 2011 is not available as 2012 marks the first year that ASCRS will be supporting this meeting.

# **ASCRS2012** **WINTER UPDATE**

Concepts & Controversies for the Anterior Segment Surgeon

---

## **Educational Grant Levels and Description**

**Fairmont Mayakoba**

**Playa del Carmen, Mexico**

**February 16–20, 2012**

## **I. Meeting Description**

The American Society of Cataract & Refractive Surgery (ASCRS) is pleased to present ASCRS Winter Update 2012: Concepts and Controversies for the Anterior Segment Surgeon.

This program features a low attendee to faculty ratio, providing exceptional access and networking throughout the meeting. The expert faculty will use a combination of discussion, debates and case presentations to delve into anterior segment hot topics and controversies. Sessions will include glaucoma, cataract, refractive, and cornea, with an update on retina. An ASOA Practice Management Track for Administrators is once again a part of this program.

This program's strength emphasizes interaction between faculty and attendees. The sessions are designed to take advantage of the intimate setting, allowing for significant audience and faculty interaction to promote the exchange of ideas and opinions utilizing adult learning principles.

## **II. Program Sponsor**

The American Society of Cataract & Refractive Surgery is the sponsor of this activity. The American Society of Ophthalmic Administrators (ASOA) sponsors Certified Ophthalmic Executive (COE) credits for the administrators' program track.

## **III. Program Oversight**

ASCRS has appointed the following physicians as the Program Committee for this educational activity:

### **Program Committee:**

Edward J. Holland, MD – Program Co-Chair

Stephen S. Lane, MD – Program Co-Chair

Roger F. Steinert, MD – Program Co-Chair

David F. Chang, MD

Eric D. Donnenfeld, MD

Richard A. Lewis, MD

Keith A. Warren, MD

#### **IV. CME & COE Information**

##### **Educational Objectives**

Ophthalmologists attending this meeting will be able to:

- Summarize, assess, analyze, and evaluate the latest developments for the management of multiple ocular conditions within the various ophthalmology specialties;
- Formulate current and advanced treatment strategies with corresponding ocular conditions, including: glaucoma, retina, anterior segment, and refractive surgery;
- Integrate prescribed medical and surgical treatment options into everyday practice;
- Examine external legislative and internal practice issues impacting the field of ophthalmology.

##### **Continuing Medical Education (CME)**

This live educational activity is designated for a maximum of 28.5 *AMA PRA Category 1 Credits™*. The American Society of Cataract & Refractive Surgery (ASCRS) is accredited by the Accreditation Council for Continuing Medical Education (ACCME) to provide continuing medical education for physicians. ASCRS takes responsibility for the content, quality, and scientific integrity of the CME activity.

##### **COE Credit**

The following sessions qualify for COE Category A contact clock hours:

- All ASOA Practice Management Program Track sessions
- The Physicians Program Evening General Sessions on Friday and Saturday

##### **Notice of Off-Label Use Presentations**

This program may include presentations on drugs or devices or uses of drugs or devices that may not have been approved by the Food and Drug Administration (FDA) or have been approved by the FDA for specific uses only. The FDA has stated that it is the responsibility of the physician to determine the FDA clearance status of each drug or device he or she wishes to use in clinical practice. ASCRS is committed to the free exchange of medical education. Inclusion of any presentation in this program, including presentations of off-label uses, does not imply an endorsement by ASCRS of the uses, products, or techniques presented.

#### **V. Attendance**

2011 attendance:

Total: 312 attendees

Physicians: 255

Administrators: 57

2012 estimated attendance: 325

**VI. Unrestricted Educational Grant Levels**

All unrestricted educational grants are used to support the educational content and logistics of the meeting. For ASCRS Winter Update 2012, there are four levels of corporate support: Platinum, Gold, Silver, and Patron. Support recognition varies based on the level of support. Exhibition space is considered a promotional activity and is not included in the educational grant. The exhibitor prospectus for ASCRS Winter Update 2012 will be sent under separate cover to the exhibits manager. Please see exhibition opportunities in section VII below.

**Platinum level support: \$95,000.00**

**Gold level support: \$50,000.00**

**Silver level support: \$25,000.00**

**Patron level support: \$10,000.00**

**Summary of recognition:**

<b>Recognition description</b>	<b>Platinum</b>	<b>Gold</b>	<b>Silver</b>	<b>Patron</b>
Badges allotted for attendance at educational sessions	12	8	5	2
Pre-meeting attendee list (four weeks prior to activity)	Yes	Yes	Yes	No
Final meeting attendee list (eight weeks following activity)	Yes	Yes	Yes	No
Corporate logo on all print advertisements	Large	Medium	Small	None
Corporate logo on direct mail marketing	Large	Medium	Small	None
Corporate logo on Winter Update home page	Large	Medium	Small	Smallest
Acknowledgement by Program Chair from the podium	Yes	Yes	Yes	No
Acknowledgement on session walk-in slides	Large	Medium	Small	No
Acknowledgement on all onsite signage	Large	Medium	Small	Smallest
Corporate support acknowledgement in Final Program	Large	Medium	Small	Smallest
Post-activity CME evaluation report	Yes	Yes	Yes	Yes

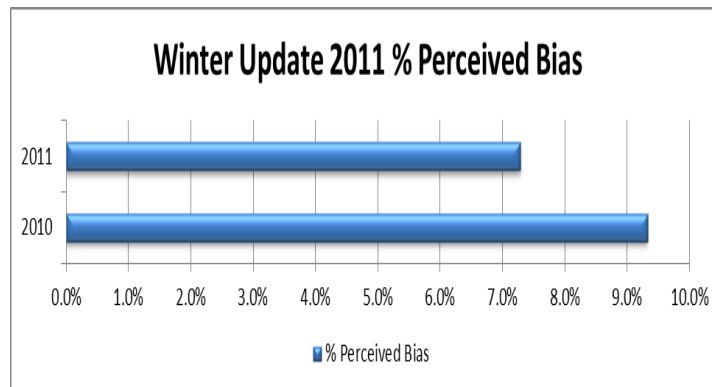
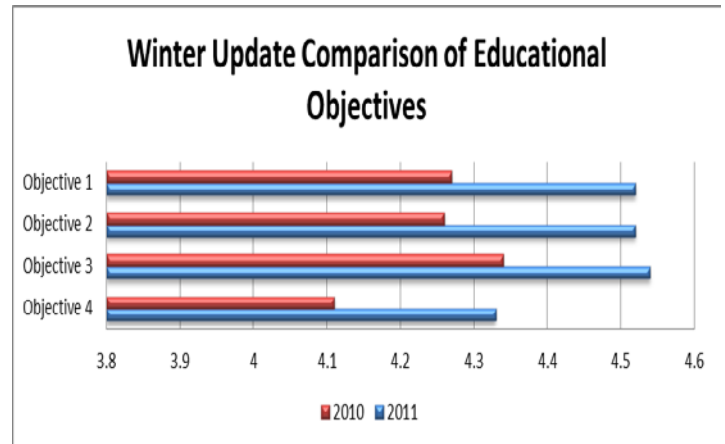
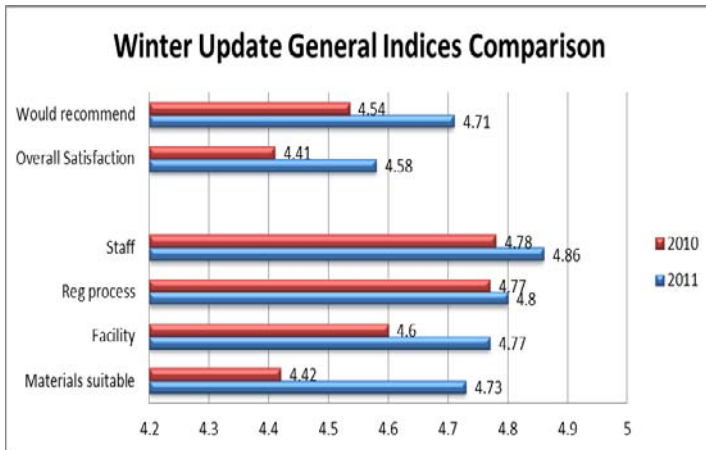
**VII. Exhibition opportunities**

The exhibit hall for this activity will be located near the meeting session rooms. The exhibition hall will also house the food and beverage breaks, ensuring exhibitor exposure to attendees. Exhibition space is considered a promotional activity and therefore cannot be included in an unrestricted educational grant. The exhibitor prospectus for ASCRS Winter Update 2012 will be sent under separate cover to the exhibits manager. The exhibit space fee for 2012 is \$2,250.00, with an “early bird” rate of \$1,750.00 for exhibitors contracting space prior to November 4, 2011.

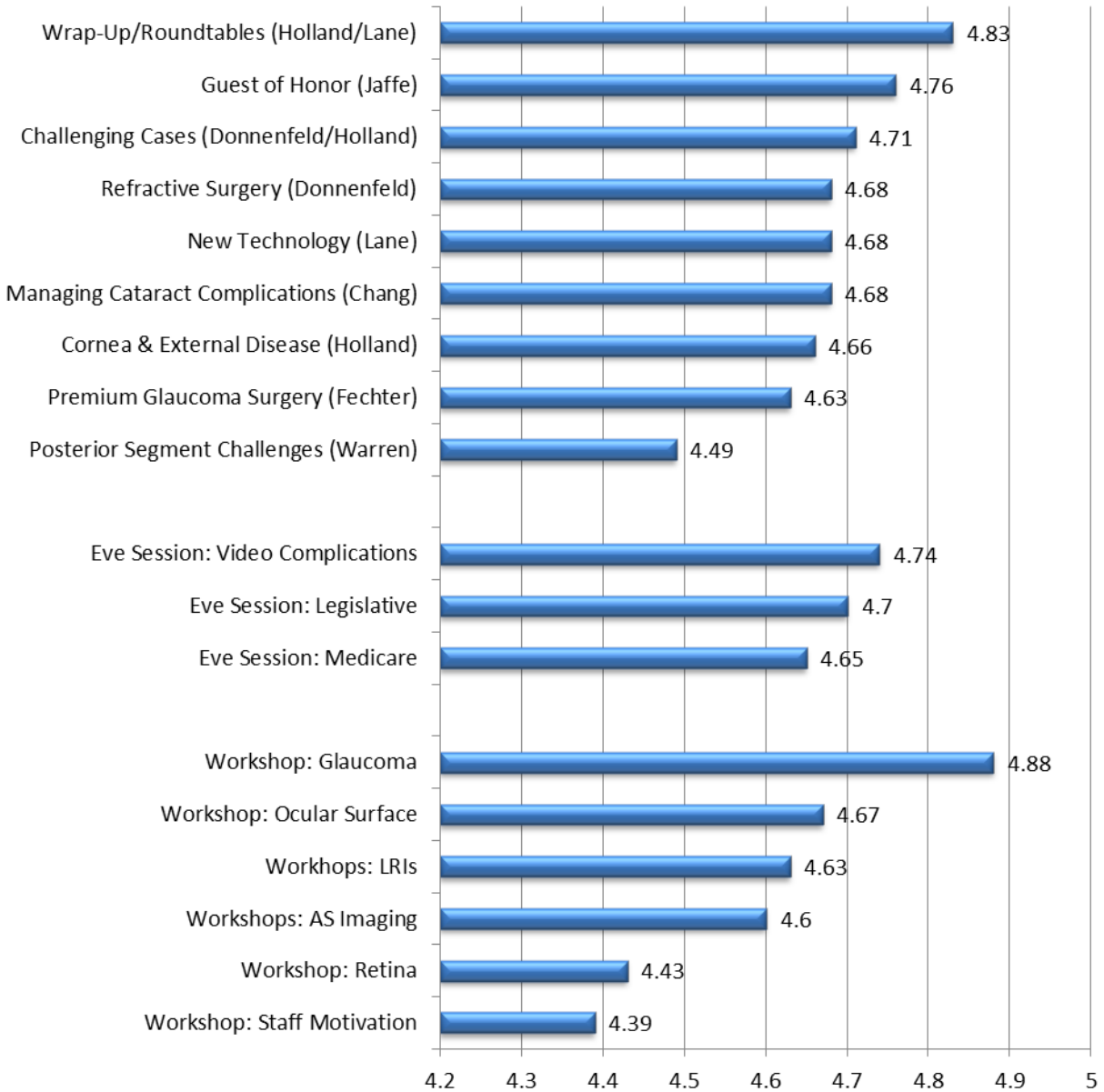
**VIII. 2011 Evaluation Summary**

**Overall**

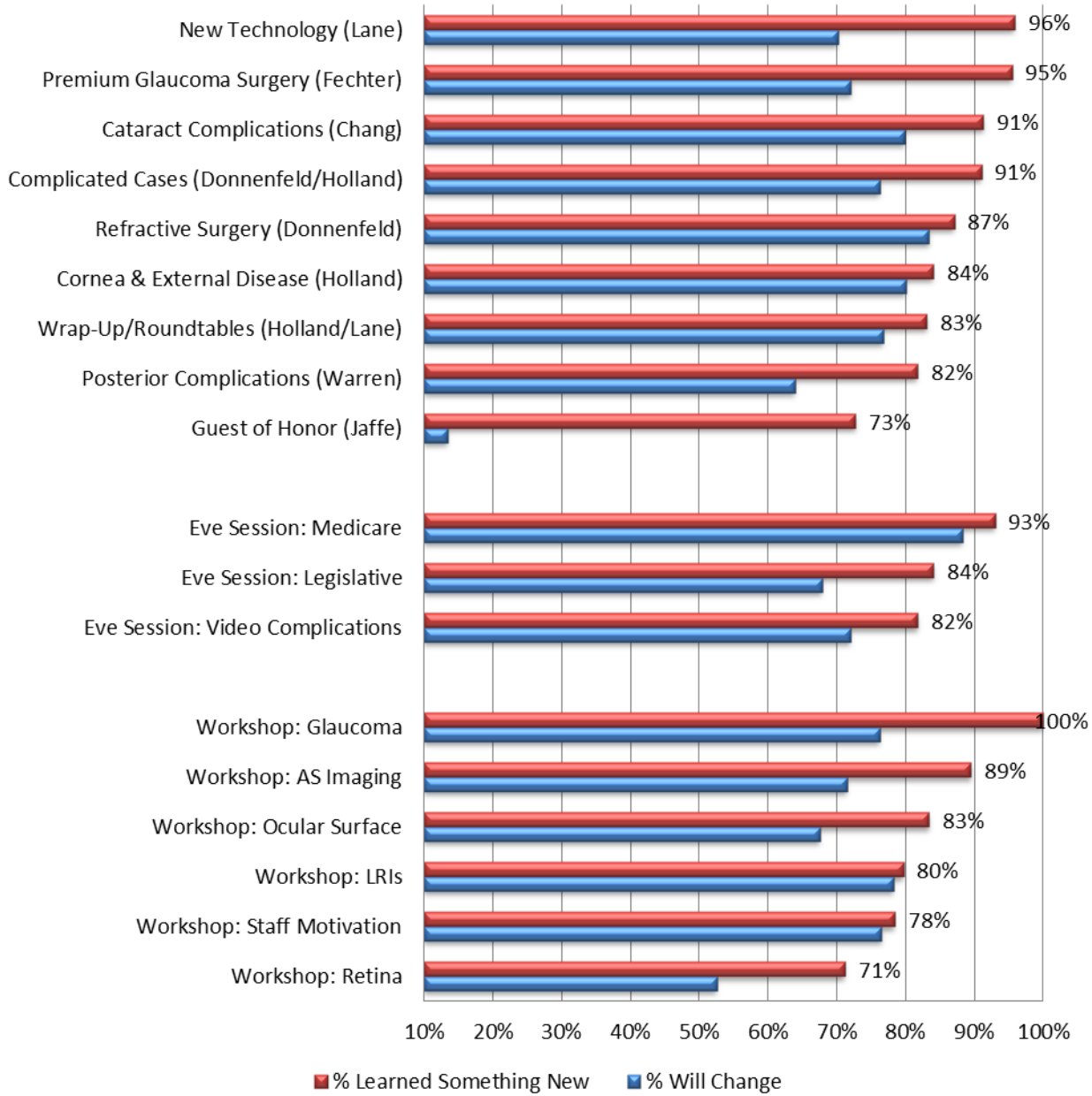
- 61% response rate for physicians attending
- General indices show improvement over last year
- Educational indices
  - Overall session ratings (agreement that presentation valuable) very high for majority of sessions.
  - Ratings for individual talks were tightly packed, with a 0.1 standard deviation across all talks. Lowest rating for a talk received was 4.36, which is a very positive response.
  - New indices (% who noted learned something new and intend to change practice) were very positive and demonstrate value.
  - Attendees were asked if they didn't learn anything new, did the session materials reinforce their understanding of the topic. With one exception, respondents noted that the session had.
  - There was an increase in the perception that the program met the educational objectives when compared to 2010.
  - The perception of bias dropped this year compared to last (7.3% vs. 9.3%)
- This report includes graphs of the major indices, as well as the comments from the overall portion of the evaluation.



## Winter Update 2011 Sessions Average Ratings



## Winter Update 2011 Educational Indices



**ASCRS & EyeWorld**  
**Town Hall Meeting**  
*Laser-Assisted*  
*Cataract Surgery*

---

**Educational Grant Levels and Description**  
**2012 Program**

## **I. Description**

ASCRS' formal needs assessment and professional gap analysis in July/August 2011 identified that there is a continuing need for educational programs specifically related to the emergence of laser-assisted cataract surgery to ensure ophthalmologists are keep current on research and clinical data as it is published / available, develop a detailed understanding of any requisite changes in technique associated with the incorporation of the technology, and have the tools necessary to properly evaluate its potential impact on patient outcomes.

In response to this analysis, ASCRS and EyeWorld have developed a comprehensive educational program for 2012 comprising both CME and non-CME educational activities throughout the year. The design offers a variety of educational formats to maximize the scope and potential reach of the program by ensuring ophthalmologists have several opportunities throughout the year to garner more information on this technology. The goal is to foster and create an environment where the potential impact of this emerging technology is thoroughly examined from all points of view.

The live activities (evening events and regional programs) are designed to be a continuation of the open forum among ophthalmologists started in 2011 to discuss the issues, possible benefits, and challenges related to the emergence of laser-assisted cataract surgery technology. The activities will designated for *AMA PRA Category 1 Credit™* and will feature a mixture of clinical updates, debates, roundtable discussions, and open microphones for audience questions.

The webinars will spotlight key topics identified through additional needs assessment reviews as the year progresses and will feature a mixture of didactic and panel discussions. Depending on the topic, case presentations and/or debates will also be included. Audience members who are logged in for the webinars will be able to submit questions electronically, and time will be allotted to ensure all questions are addressed.

Materials from the series of activities will be published, either electronically or traditionally, to extend the reach of the program.

ASCRS and EyeWorld will be seeking multiple supporters for this program.

## **II. Program Sponsor**

The American Society of Cataract & Refractive Surgery and EyeWorld are the joint sponsors of this activity.

## **III. Program Oversight**

ASCRS has appointed the following physicians as the Program Committee for this educational activity:

For the ASCRS/EyeWorld Town Hall program, ASCRS and EyeWorld will select program chair(s) and program committee members from amongst their leadership and physician volunteer networks. All individuals selected are involved in the successful development of a variety of ASCRS and EyeWorld educational programs and is fully trained on all aspects of CME policies and regulations regarding independence.

Faculty will be selected based on their expertise within anterior segment surgery. Care is being taken to ensure that selected faculty members represent a cross-section of anterior segment surgeons and opinions.

#### **IV. CME**

##### **Educational Objectives**

The overall educational objectives for this year-long program are listed below. Individual educational activities within the program may be designed to address only a portion of the list, depending on the time available and format. Ophthalmologists attending this meeting will be able to:

- Compare data available regarding cataract surgical outcomes using traditional surgical techniques and laser-assisted cataract surgical technique and debate the potential impact of incorporating new technology on outcomes;
- Discuss specific technique adjustments needed for and describe known or potential complications related to laser-assisted cataract surgery;
- Identify appropriate patient selection processes, describe any exclusionary factors, and differentiate between surgical candidacy and insurance-related issues of eligibility;
- Appraise a variety of patient financial models and appropriate patient counseling options;
- Describe logistical aspects of incorporation of new technology into practice;
- Review ethical considerations raised by the integration of the new technology.

##### **Continuing Medical Education (CME)**

Where created as a CME activity, this activity is designated for *AMA PRA Category 1 Credits™*. All live events are designated as CME activities. Electronic and print initiatives will be non-CME independent medical activities. The American Society of Cataract & Refractive Surgery (ASCRS) is accredited by the Accreditation Council for Continuing Medical Education (ACCME) to provide continuing medical education for physicians. ASCRS takes responsibility for the content, quality, and scientific integrity of all activities.

##### **Notice of Off-Label Use Presentations**

This program may include presentations on drugs or devices or uses of drugs or devices that may not have been approved by the Food and Drug Administration (FDA) or have been approved by the FDA for specific uses only. The FDA has stated that it is the responsibility of the physician to determine the FDA clearance status of each drug or device he or she wishes to use in clinical practice. ASCRS is committed to the free exchange of medical education. Inclusion of any presentation in this program, including presentations of off-label uses, does not imply an endorsement by ASCRS of the uses, products, or techniques presented.

#### **V. Program activities**

- Live educational activities
  - ASCRS/EyeWorld Town Hall, Thursday, April 13, 2012, Chicago, IL
  - ASCRS/EyeWorld Town Hall, Sunday, November 11, 2012, Chicago, IL
  - ASCRS/EyeWorld Town Hall, Eastern Regional Meeting, time and place TBD
  - ASCRS/EyeWorld Town Hall, Western Regional Meeting, time and place TBD
- Webinars
  - ASCRS/EyeWorld Town Hall webinar – May 2012
  - ASCRS/EyeWorld Town Hall webinar – August 2012

**VI. Attendance**

2011 attendance:

2012 marks the first year that ASCRS will offer a comprehensive year-long program  
 The CME-designated live satellite symposium held in San Diego in 2011 drew 800 attendees  
 The two webinars held on this subject in 2011 drew an average of 225 attendees each  
 The ASCRS/EyeWorld Town Hall meeting held in Chicago, IL drew 50 attendees

2012 attendance:

ASCRS/EyeWorld anticipate a total of approximately 2,100 ophthalmologists and ophthalmic staff (administrators/technicians) to participate in the program across all planned activities.

**VII. Unrestricted Educational Grant Levels**

All unrestricted educational grants are used to support the educational content and logistics of the meeting. For the Town Hall program, there are four levels of corporate support: Platinum, Gold, Silver, and Patron. Support recognition varies based on the level of support. Exhibition space is not available at these programs.

**Platinum level support: \$95,000.00**

**Gold level support: \$50,000.00**

**Silver level support: \$25,000.00**

**Patron level support: \$10,000.00**

**Summary of recognition:**

<b>Recognition description</b>	<b>Platinum</b>	<b>Gold</b>	<b>Silver</b>	<b>Patron</b>
Badges allotted for attendance at educational sessions	4	3	2	1
Pre-meeting attendee list (four weeks prior to activity)	Yes	Yes	Yes	No
Final meeting attendee list (eight weeks following activity)	Yes	Yes	Yes	No
Corporate logo on all print advertisements	Large	Medium	Small	Smaller
Corporate logo on direct mail marketing	Large	Medium	Small	Smaller
Corporate logo on Town Hall home page	Large	Medium	Small	Smaller
Acknowledgement by Program Chair from the podium	Yes	Yes	Yes	Yes
Acknowledgement on session walk-in slides	Large	Medium	Small	Smaller
Acknowledgement on all onsite signage	Large	Medium	Small	Smaller
Corporate support acknowledgement in Final Program	Large	Medium	Small	Smaller
Post-activity CME evaluation report	Yes	Yes	Yes	Yes

**VIII. Exhibition opportunities**

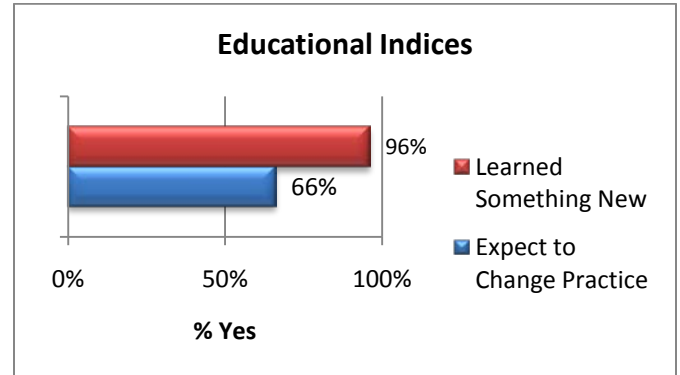
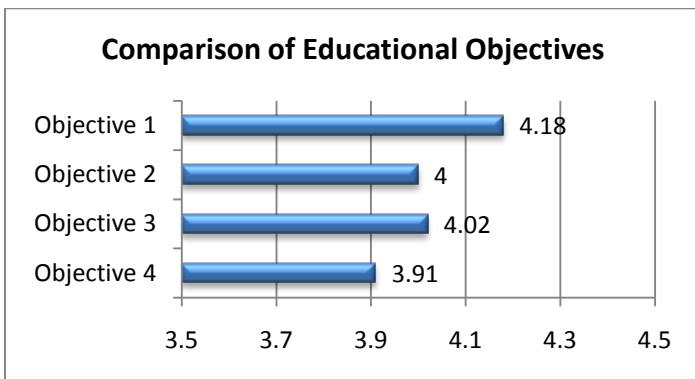
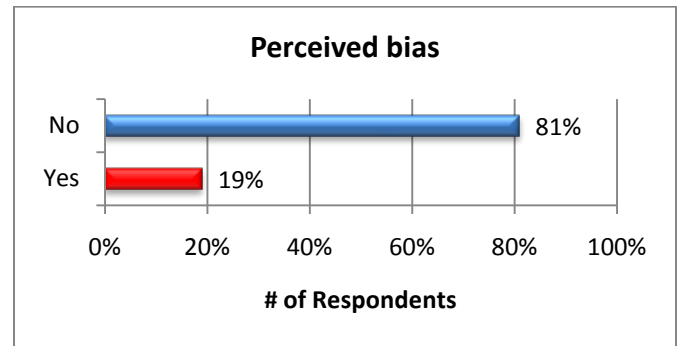
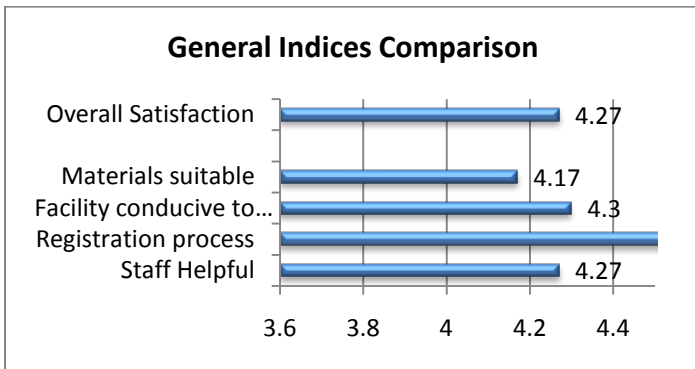
There are no exhibition opportunities for this program.

**IX. 2011 Evaluation Summary**

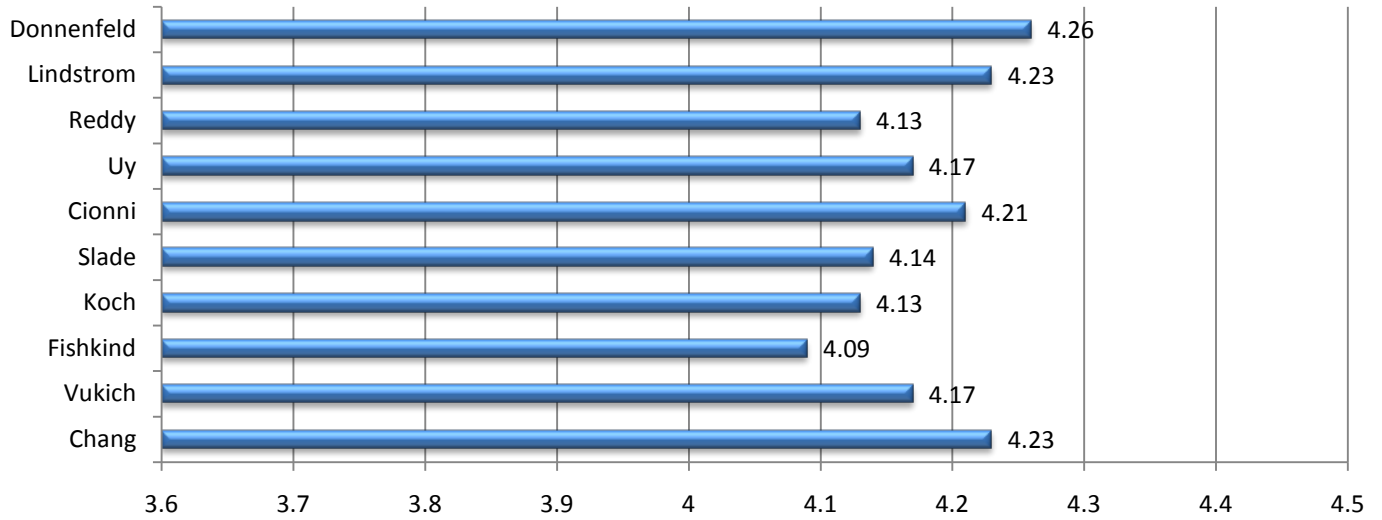
Following are evaluation results summaries for each of the separate educational activities (CME and non-CME) sponsored by EyeWorld and ASCRS in 2011. They are not evaluated as a whole because the activities were designed individually.

**EyeWorld CME Symposium:  
 The Future of Laser-Assisted Cataract Surgery – Addressing Your Critical Questions  
 Evaluation Overview**

- The program was generally well-received, with 90% of respondents noting they were satisfied/completely satisfied with the program.
- 77% of respondents noted they agreed/strongly agreed that the educational objectives were met.
- 96% noted they learned something new within the session, and 66% reported that expected to change their practice as a result.
- The comments received regarding what attendees learned and expected to change were analyzed for trends. The majority noted they learned new information related to clinical results, patient selection/criteria, and specifics related to the technology (i.e. docking parameters). With respect to expected changes, most noted they would make additional efforts to learn more about the technology/clinical results and more carefully evaluate it on the assumption that they may wish to integrate the technology when it becomes more readily available.

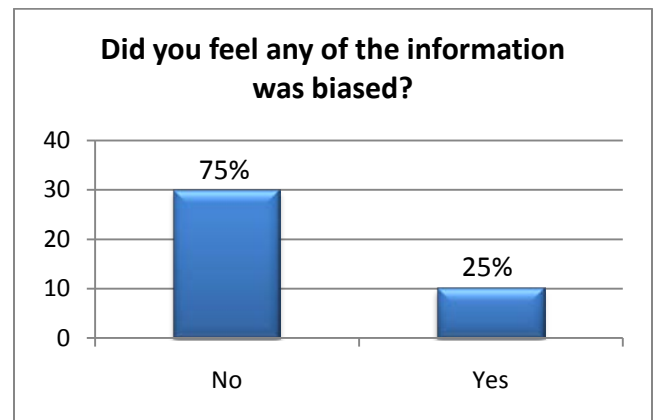
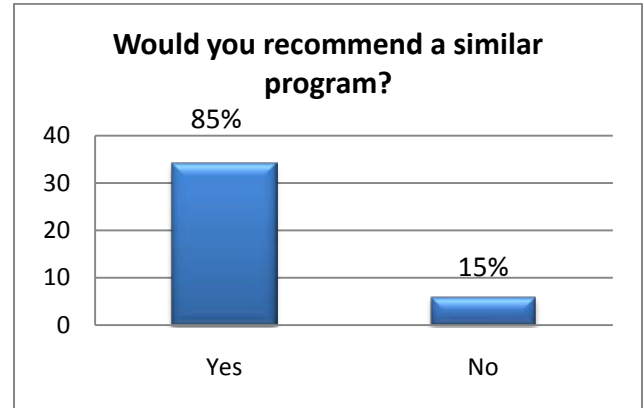
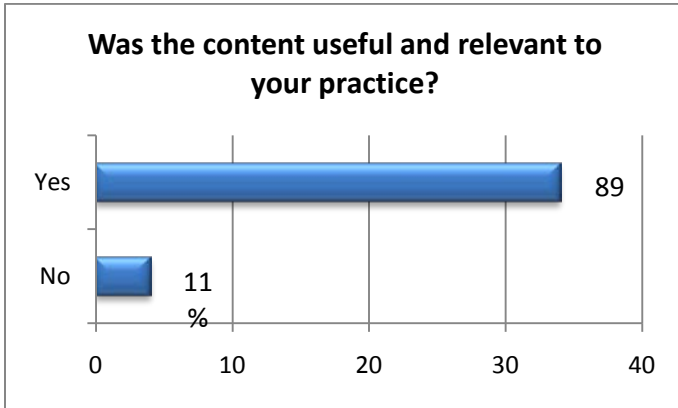


## Presentation was valuable



### April 20, 2011 Webinar Evaluation Results

46 respondents (25% response rate)



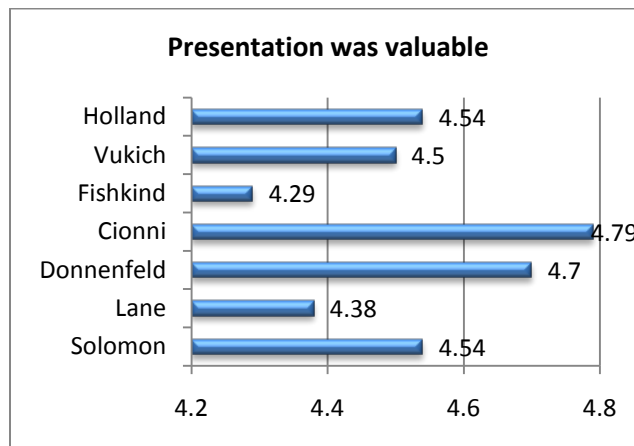
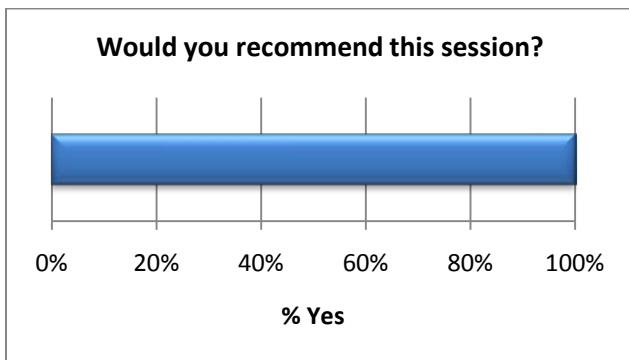
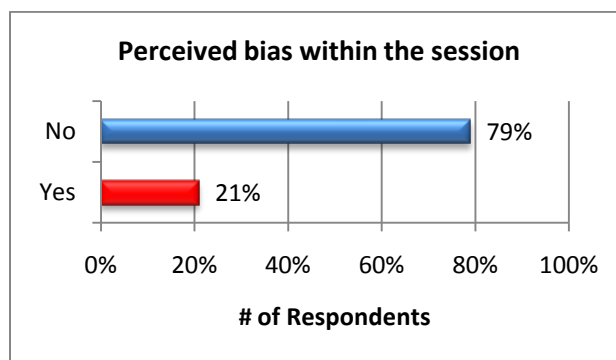
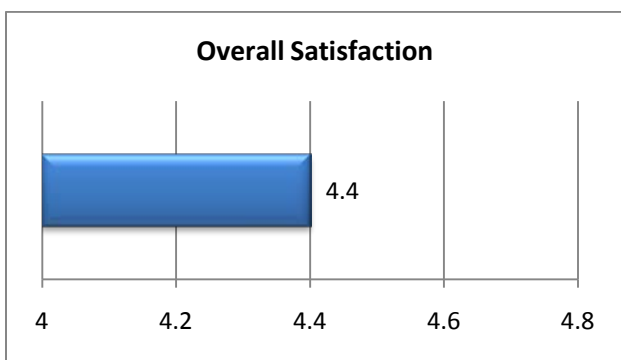
**Rate your agreement with the following statement:  
The speaker's presentation/input was valuable.**

**Somewhat/Completely Agree - Average: 92%**

**EyeWorld Webinar**  
**The Future of Laser-Assisted Cataract Surgery: Clinical Results & Patient Flow**  
**June 8, 2011**

**Evaluation Results Overview**

- We received 14% response rate to evaluation conducted a conclusion of webinar.
- Overall, participants were very satisfied with the program.
- The individual speakers were each rated highly, with an average across the speakers of 4.53. This is on par with most ASCRS and EyeWorld programs.
- 95% of participants stayed logged on for the entire session, despite the program going 10 minutes long.

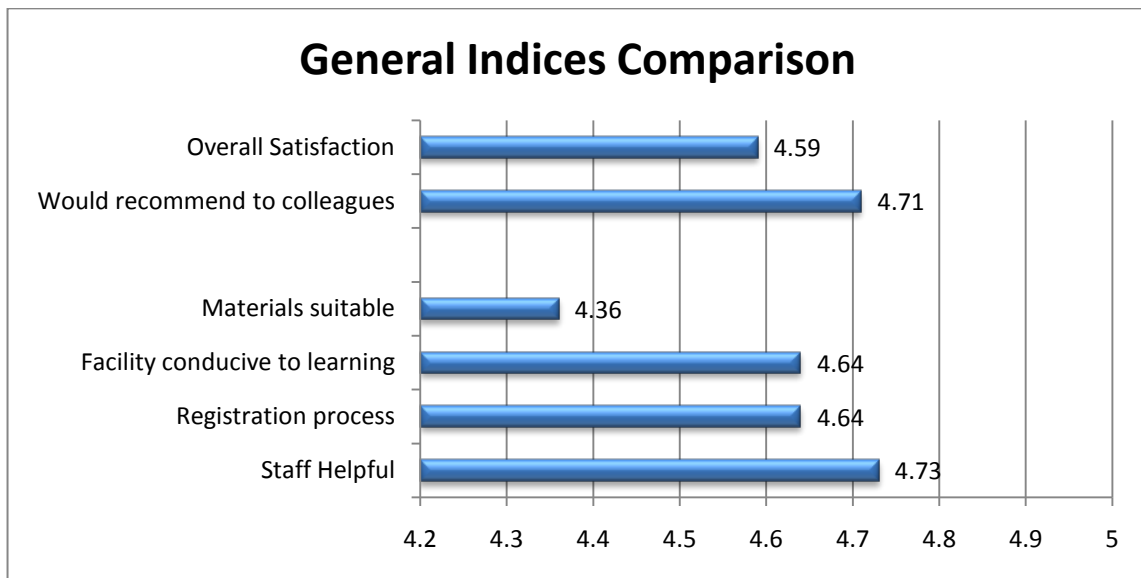


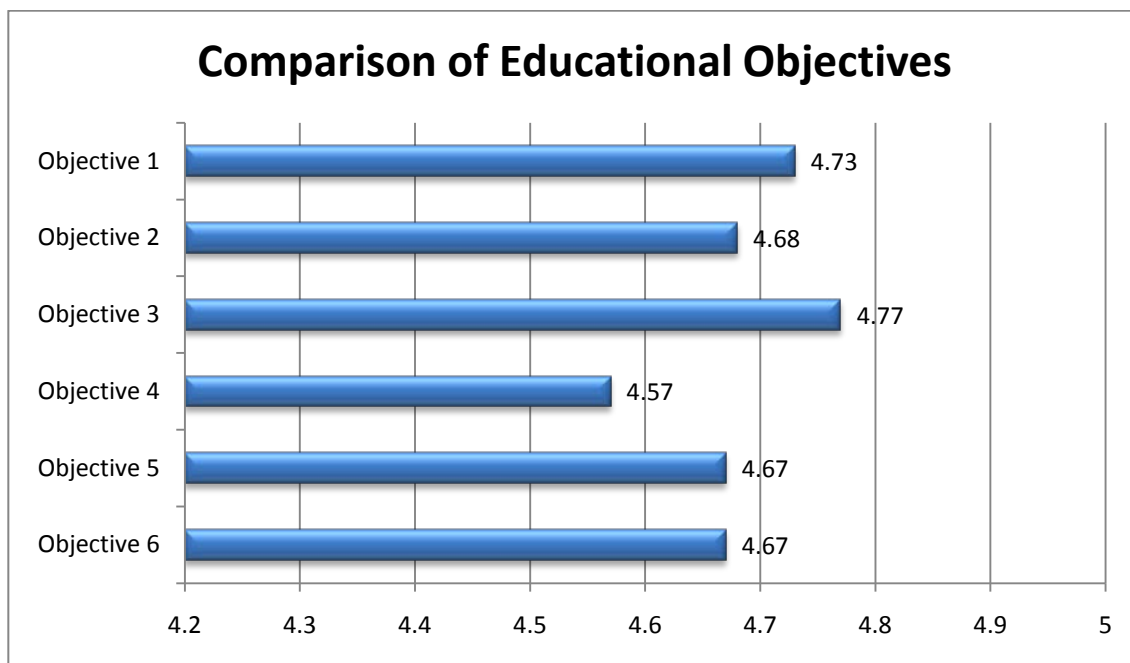
## ASCRS/EyeWorld Town Hall Evaluation Results

July 14-17, 2011

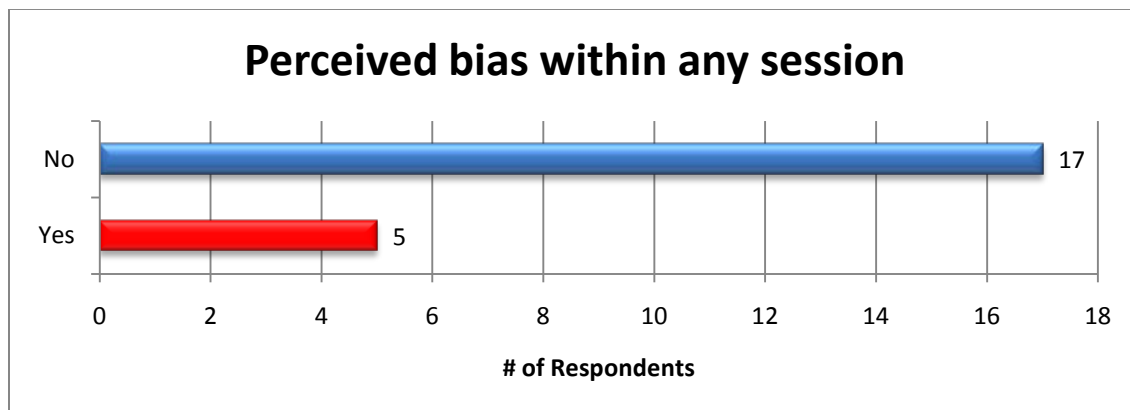
### Overview

- There was a 50% response rate to the evaluation.
- The program was very highly rated by attendees across all educational indices.
  - 95% of respondents noted they would recommend the program to colleagues.
  - On average, the educational objectives received a 4.68 out of 5 when respondents were asked to rate the program's ability to meet the objectives. This represents the highest average achieved for any ASCRS or EyeWorld educational programs in 2011.
  - With respect to respondents views on the value of the presentations, the sessions on average received 4.67, again highest in 2011.
  - On average, 77% noted they learned something new within a session, and 53% expected to make some change to their practice as a result of a session.
- 5 respondents noted they felt there was some bias within the program, with written comments suggesting they felt that if a faculty member has any type of relationship with a company, the information presented should be scrutinized.
- All comments were categorized to provide a better understanding of the take-away messages and intentions to change (or not). The results indicate that the majority of attendees learned new information related to their clinical decision making and anticipate changes to their practice within that area. This is in line with the educational objectives for the program and the content presented.

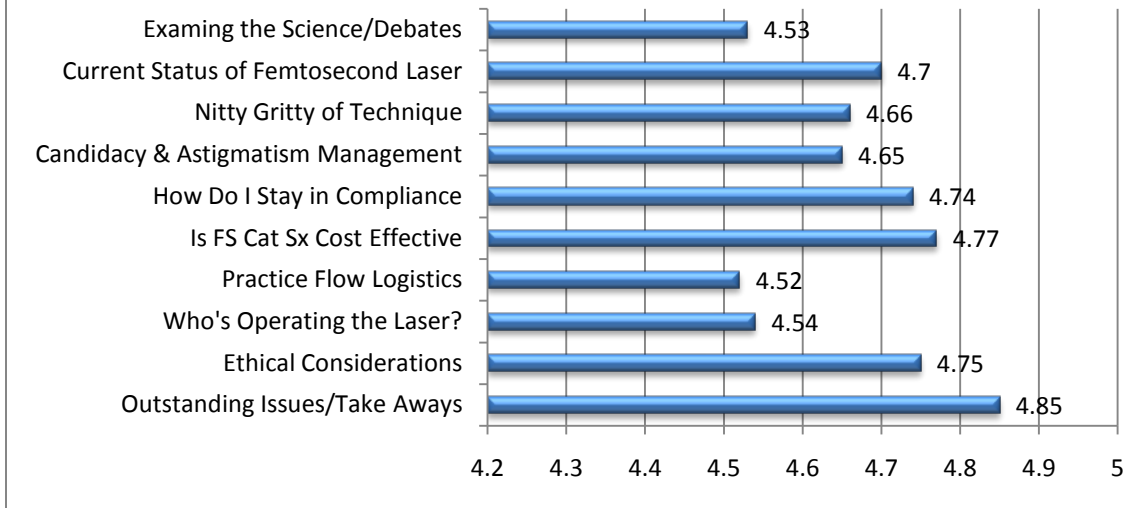




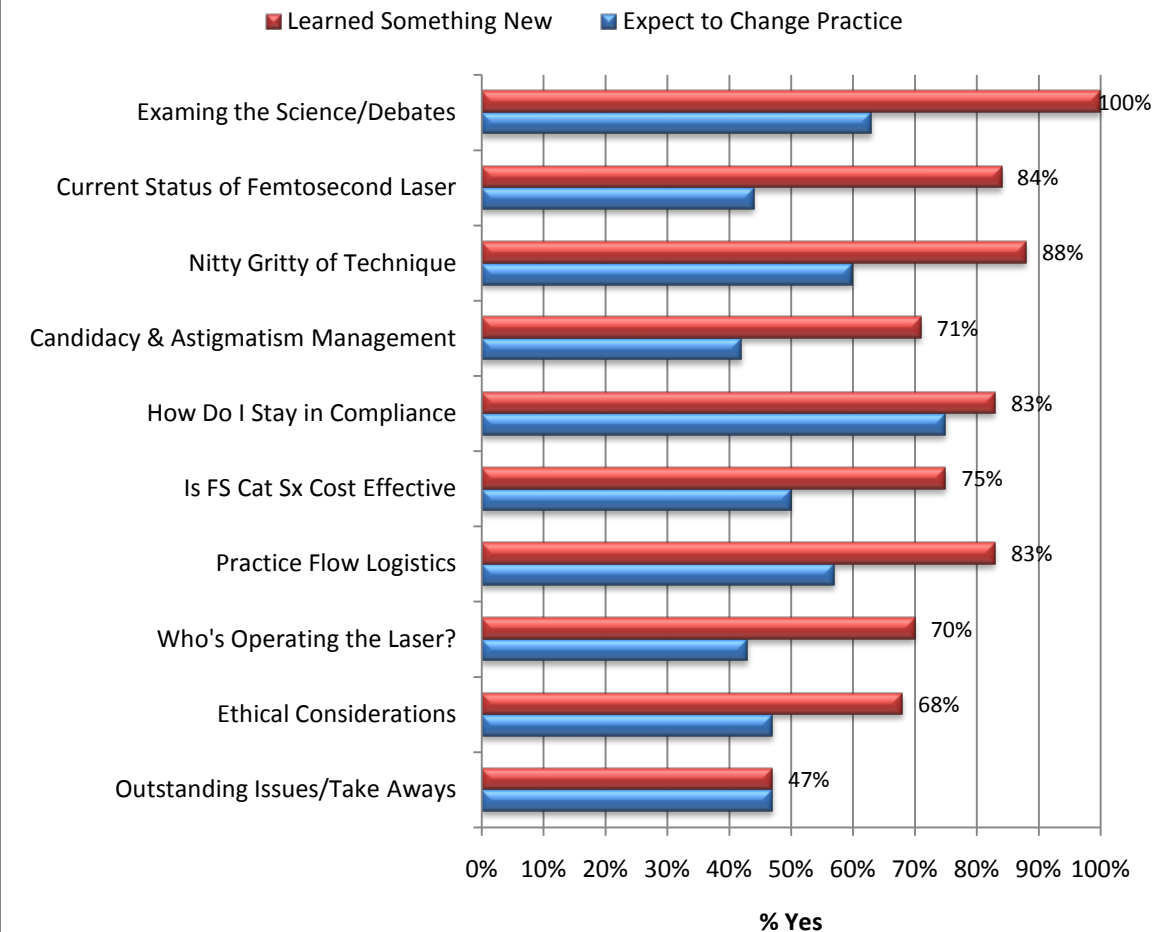
- Objective 1: Compare data available regarding cataract surgical outcomes using traditional surgical techniques and laser-assisted cataract surgical technique and debate potential impact of incorporating new technology on outcomes.
- Objective 2: Discuss specific technique adjustments needed for and describe known or potential complications related to laser-assisted cataract surgery.
- Objective 3: Identify appropriate patient selection processes, describe any exclusionary factors, and differentiate between surgical candidacy and insurance-related issues of eligibility.
- Objective 4: Appraise a variety of patient financial models and appropriate patient counseling options.
- Objective 5: Describe logistical aspects of incorporation of new technology into practice.
- Objective 6: Review ethical considerations raised by the integration of new technology.



## Session Average Ratings



## Educational Indices





**2012 Symposium & Congress  
Resident and Fellow Program**

---

**Educational Grant Levels and Description**

**April 21, 2012**

**McCormick Place West Hall**

**Chicago, IL**

## **I. Meeting Description**

In 2012, ASCRS is pleased to announce the introduction of a specific Resident and Fellow Program designed to provide residents and fellows not only with the clinical education offered during the course of the annual Symposium & Congress, but also with specific information relevant to the young ophthalmologist as his/her career begins. Domestic US residents and fellows receive free membership in ASCRS and will receive complimentary registration for the ASCRS, Cornea Day, and Glaucoma Day meetings. A networking reception will be provided on Friday, April 20, 2012, and a working lunch will be provided during the specific residents and fellows programming on Saturday, April 21, 2012. Topics specific to the Resident and Fellow Program include:

- Practical guidance in selecting a career track and seeking a position;
- A practical guide to career concerns including coding and billing, effective patient communication, and medical legal advice;
- Scientific presentations by resident and fellow peers with an award to acknowledge the best presentations.

Residents and fellows are also invited to attend any of the sessions and events during Cornea Day, Glaucoma Day, the ASCRS•ASOA Symposium & Congress, and a special Young Physicians and Residents Clinical Committee symposium to be held on Sunday, April 22.

## **II. Program Sponsors**

The American Society of Cataract & Refractive Surgery (ASCRS), the ASCRS Resident Task Force, the ASCRS Young Physicians and Residents Clinical Committee, and the American Society of Ophthalmic Administrators (ASOA) are the joint sponsors of this activity.

## **III. Program Oversight**

The ASCRS Young Physicians and Residents Clinical Committee, the ASCRS Residents Task Force, and ASOA with the guidance of Paula Cooke, ASCRS Director of Clinical Affairs, and Laura Johnson, ASCRS Director of Education, are responsible for the development of the subjects and will coordinate content. In 2012, the Program Committee chairs will be:

Bonnie An Henderson, MD – Program Co-Chair

Edward J. Holland, MD – Program Co-Chair

## **IV. CME Information**

### **Educational Objectives**

At the conclusion of this program, attendees will be able to:

- Understand the options and personal criteria in selecting an ophthalmic medical career;
- Describe the basic functions and guidelines for coding and billing practices;
- Assess and develop communication skills necessary for effective patient communication and public speaking and writing;
- Understand the issues facing the future of medicine in the USA and describe how physicians and medical societies may impact that future.

**Continuing Medical Education (CME)**

The American Society of Cataract & Refractive Surgery is accredited by the Accreditation Council for Continuing Medical Education to provide continuing medical education for physicians. ASCRS takes responsibility for the content, quality, and scientific integrity of this CME activity.

**CME Credit**

The American Society of Cataract & Refractive Surgery designates this live educational activity for *AMA PRA Category 1 Credits™* commensurate with the attendee’s participation.

**Notice of Off-Label Use Presentations**

This program may include presentations on drugs or devices or uses of drugs or devices that may not have been approved by the Food and Drug Administration (FDA) or have been approved by the FDA for specific uses only. The FDA has stated that it is the responsibility of the physician to determine the FDA clearance status of each drug or device he or she wishes to use in clinical practice. ASCRS is committed to the free exchange of medical education. Inclusion of any presentation in this program, including presentations of off-label uses, does not imply an endorsement by ASCRS of the uses, products, or techniques presented.

**V. Attendance**

2012 estimated attendance: 230

**VI. Unrestricted Educational Grant Levels**

All unrestricted educational grants are used to support the educational content and logistics of the program specific to residents and fellows. For the 2012 ASCRS Resident and Fellow Program, there are three levels of corporate support: Platinum, Gold, and Silver. Support recognition varies based on the level of support.

**Platinum level support: \$40,000.00**

**Gold level support: \$20,000.00**

**Silver level support: \$10,000.00**

**Summary of recognition:**

<b>Recognition description</b>	<b>Platinum</b>	<b>Gold</b>	<b>Silver</b>
Badges allotted for corporate attendee	4	2	1
Pre-meeting attendee list (four weeks prior to activity)	Yes	Yes	Yes
Final meeting attendee list (eight weeks following activity)	Yes	Yes	Yes
Corporate logo on all print advertisements	Large	Medium	Small
Corporate logo on direct mail marketing	Large	Medium	Small
Corporate logo on 2012 Resident & Fellow website	Large	Medium	Small
Acknowledgement by Program Chair from the podium	Yes	Yes	Yes
Acknowledgement on session walk-in slides	Large	Medium	Small
Acknowledgement on all onsite signage	Large	Medium	Small
Corporate support acknowledgement in Final Program	Large	Medium	Small
Post-activity CME evaluation report	Yes	Yes	Yes

**VII. Exhibition opportunities**

There are no exhibition opportunities for this program.

**VIII. Preliminary program**

The following preliminary program is subject to change:

Thursday, April 19, 2012

Arrival in Chicago

Friday, April 20, 2012

8:00 AM – 5:00 PM Complimentary registration at either Cornea Day or Glaucoma Day – or a combination of both (continental breakfast, lunch and snacks included)

Evening networking reception for residents

Saturday, April 21, 2012

8:00 AM	Welcome, ASCRS President
8:15	Nuts and Bolts of Finding a Job
8:35	Why I Chose Academic Medicine
8:45	Why I Chose Private Practice
8:55	How to Evaluate Employment Opportunities
9:05	Contract Negotiation
9:25	Coding and Billing 101
10:00	Break
10:15	Medical Legal Advice—How Not to Get Sued
10:45	Resident presentations
11:45 -1:30 PM	Lunch Roundtables with faculty and clinical committee members
1:30-2:30	Resident presentations
2:30-2:45	Government Decisions are Not Fait Accompli – How the Society and Physicians can Shape the Future
2:45-3:15	Effective Communication Skills
3:15-3:30	Break
3:30-4:10	Things I Wish I Knew (Scenarios young physicians encountered early in their practice)
4:10-4:15	Best Resident Presentation Award
4:30	Summary and adjournment

Sunday, April 22, 2012

8:00-9:30 AM ASCRS Young Physicians & Residents Clinical Committee Symposium

**ASCRS**  
**GLAUCOMA DAY**  
**2012**

**Pressure is Important – But Don't Lose Sight of the Vision!**  
**Glaucoma Treatment in a Cataract and Refractive Context**

---

**Educational Grant Levels and Description**

**Friday, April 20, 2012**

**McCormick Place West Hall**

**Chicago, IL**

**I. Meeting Description**

ASCRS Glaucoma Day 2012 features critical updates, robust debates, and interactive case studies on what comprehensive ophthalmologists and anterior segment surgeons need to know about glaucoma management with a focus on:

- Diagnostics/Imaging
- Medical/Laser Therapy
- Surgical Treatment
- Complications
- Glaucoma Practice Management
- Ethical & Business Considerations

**II. Program Sponsor**

The American Society of Cataract & Refractive Surgery (ASCRS) is the sponsor of this activity.

**III. Program Oversight**

The ASCRS Glaucoma Clinical Committee has appointed the following physicians as the Program Committee for this educational activity:

Thomas W. Samuelson, MD – Chair

Garry P. Condon, MD

Herbert P. Fechter, MD

Douglas J. Rhee, MD

Steven R. Sarkisian Jr., MD

Barbara A. Smit, MD, PhD

**IV. CME Information**

**Educational Objectives**

At the conclusion of this program, attendees will be able to:

- Effectively evaluate and utilize current and new diagnostic testing modalities to assist in the early diagnosis of the glaucoma patient and glaucoma suspect;
- Review evidence-based information regarding the use of medical and laser therapies for the treatment of glaucoma;
- Develop a practice management model that improves efficiency and quality of care for the glaucoma patient;
- Make use of surgical video pearls as a means for improving understanding of glaucoma surgical challenges;
- Evaluate the impact of cataract surgery on glaucoma and develop appropriate treatment plans for their patients;
- Identify and manage eyes at risk for glaucoma and cataract surgical complications;
- Review clinical innovations and discuss their future applications for the treatment of glaucoma.

### **Continuing Medical Education (CME)**

The American Society of Cataract & Refractive Surgery is accredited by the Accreditation Council for Continuing Medical Education to provide continuing medical education for physicians. ASCRS takes responsibility for the content, quality, and scientific integrity of this CME activity.

### **CME Credit**

The American Society of Cataract & Refractive Surgery designates this live educational activity for a maximum of 7 *AMA PRA Category 1 Credits™*. Physicians should claim only the credit commensurate with the extent of their participation in the activity.

### **Notice of Off-Label Use Presentations**

This program may include presentations on drugs or devices or uses of drugs or devices that may not have been approved by the Food and Drug Administration (FDA) or have been approved by the FDA for specific uses only. The FDA has stated that it is the responsibility of the physician to determine the FDA clearance status of each drug or device he or she wishes to use in clinical practice. ASCRS is committed to the free exchange of medical education. Inclusion of any presentation in this program, including presentations of off-label uses, does not imply an endorsement by ASCRS of the uses, products, or techniques presented.

## **V. Attendance**

2011 registered attendance: 485

Physicians: 394

Residents and fellows: 31

Clinical and surgical staff: 32

2012 estimated attendance: 515

**VI. Unrestricted Educational Grant Levels**

All unrestricted educational grants are used to support the educational content and logistics of the meeting. For ASCRS Glaucoma Day 2012, there are three levels of corporate support: Platinum, Gold, and Silver. Support recognition varies based on the level of support. Exhibition space, under ACCME rules, is considered a promotional activity and is not included in the educational grant. Please see exhibition opportunities in section VII below.

**Platinum level support: \$95,000.00**

**Gold level support: \$50,000.00**

**Silver level support: \$25,000.00**

**Summary of recognition:**

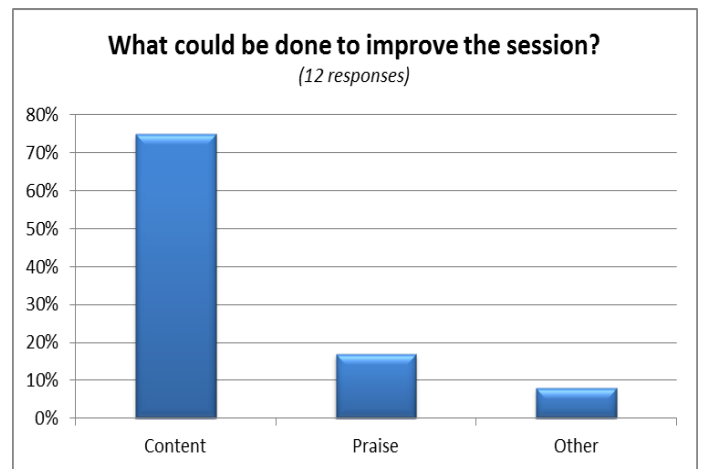
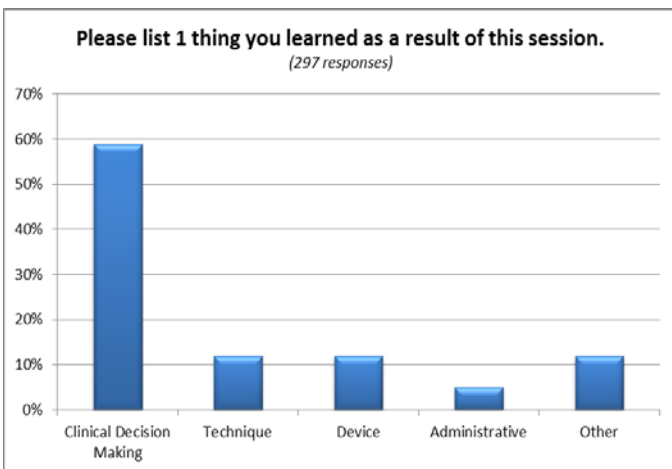
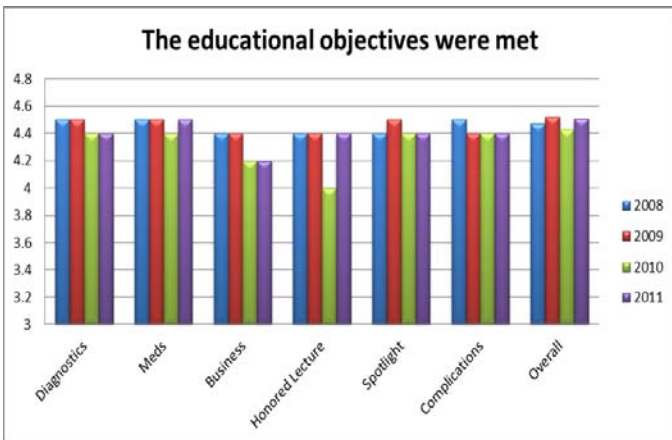
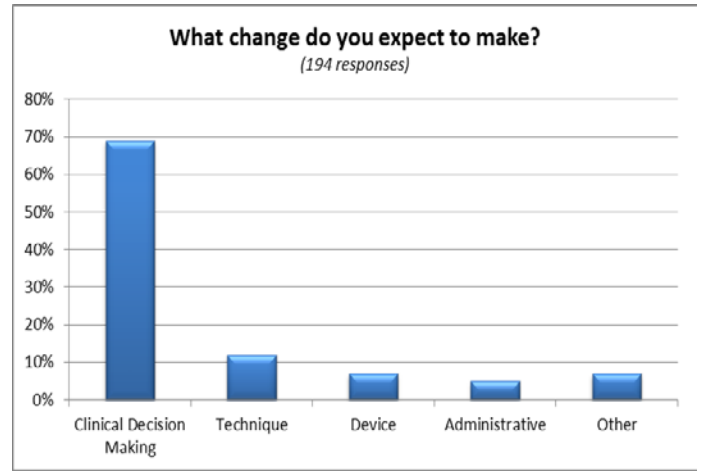
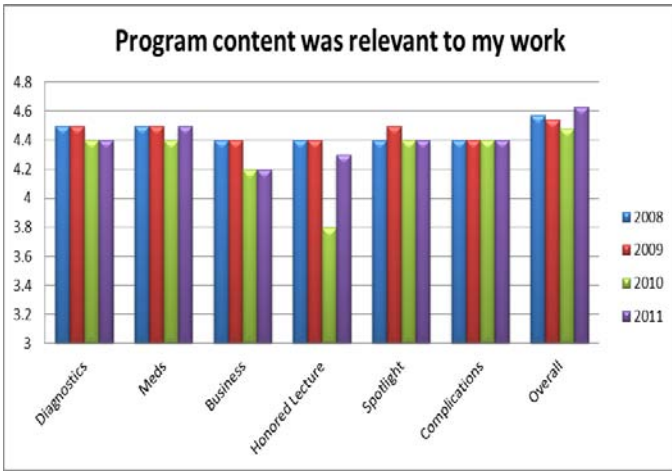
<b>Recognition description</b>	<b>Platinum</b>	<b>Gold</b>	<b>Silver</b>
Badges allotted for corporate attendee	12	8	4
Pre-meeting attendee list (four weeks prior to activity)	Yes	Yes	Yes
Final meeting attendee list (eight weeks following activity)	Yes	Yes	Yes
Corporate logo on all print advertisements	Large	Medium	Small
Corporate logo on direct mail marketing	Large	Medium	Small
Corporate logo on ASCRS Glaucoma Day 2012 home page	Large	Medium	Small
Acknowledgement by Program Chair from the podium	Yes	Yes	Yes
Acknowledgement on session walk-in slides	Large	Medium	Small
Acknowledgement on all onsite signage	Large	Medium	Small
Corporate support acknowledgement in Final Program	Large	Medium	Small
Post-activity CME evaluation report	Yes	Yes	Yes

**VII. Exhibition opportunities**

ASCRS Glaucoma Day 2012 will once again share an exhibition hall with 2012 Cornea Day. As in past years, the exhibit hall for this activity is separate from the exhibition area of the 2012 ASCRS-ASOA Symposium & Congress. Exhibition space is considered a promotional activity and therefore cannot be included in an unrestricted educational grant. The exhibitor prospectus for Glaucoma Day/Cornea Day can be found in the 2012 ASCRS-ASOA Symposium & Congress Exhibitor Prospectus. The exhibit space fee for 2012 is a single fee of \$7,500.00 covering both ASCRS Glaucoma Day 2012 and 2012 Cornea Day.

**VIII. 2011 Evaluation summary**

- The program continues to be rated very highly by attendees.
- The reporting of bias within the sessions increased this year, after dropping 3 years in a row. While the percentage reporting bias is still low (average 4.39% responded yes), it is nearly double the 2.73% rate from 2010. Two of the sessions, Medicines & Lasers and Femtosecond Refractive Surgery, stood out as each having more than 6% of respondents note bias.
- There was a slight decrease in the scores regarding relevance of topics this year; however, it should be noted that the overall impression of the relevance of the program materials received its highest score in 4 years (4.63). This indicates that while an individual session may not have been relevant to a particular attendee, as a whole, the attendee felt the program was relevant to their practice.
- Two sessions were more highly rated by respondents: the Medicines & Lasers and guest lecture by Dr. Weinreb. The Ethics & Business session was less highly rated compared to the other sessions.
- We continued with the questions related to what attendees learned and what they planned to change as a result of the programming which were added in 2010. The comments provide additional insight into what attendees took away from the individual sessions.
- All comments were categorized to provide a better understanding of the take-away messages and intentions to change (or not). The results indicate that the majority of attendees learned new information related to their clinical decision making and anticipate changes to their practice within that area. This is in line with the educational objectives for the program and the content presented.
- When asked why they wouldn't be making a change to their practice, nearly 25% of respondents noted that the material was in some way not related to their practice, most often citing they do not do glaucoma surgery or refer patients out. This is not a negative, as it provides a better understanding of the learners attending as well as the appeal of the program to non-glaucoma specialists.



**2012**  
**CORNEA DAY**

Sponsored by the Cornea Society and ASCRS

---

**Educational Grant Levels and Description**

**Friday, April 20, 2012**

**McCormick Place West Hall**

**Chicago, IL**

**I. Meeting Description**

2012 Cornea Day is a unique one-day symposium providing an excellent overview of anterior segment surgery, corneal issues in cataract and refractive surgery, infectious and inflammatory disease, and innovations in medical and surgical cornea. The dynamic program features lectures, debates, panel discussions, and surgical video reviews from a well-known faculty. The ASCRS Cornea Clinical Committee and The Cornea Society have joined forces to create a concise meeting featuring cutting-edge material. This practical program is designed to improve the knowledge base and skill level of those treating today's patient. Cornea Day is held in conjunction with the ASCRS-ASOA Symposium & Congress in the years between World Cornea Congresses.

**II. Program Sponsors**

The American Society of Cataract & Refractive Surgery (ASCRS) and The Cornea Society are the joint sponsors of this activity.

**III. Program Oversight**

The ASCRS Cornea Clinical Committee and The Cornea Society appoint three physicians from each Society to serve on the 2012 Program Committee for this educational activity. In 2012, the Program Committee will be:

Terry Kim, MD – Co-Chair, ASCRS Cornea Clinical Committee

Donald Tan, FRCS – Co-Chair, The Cornea Society

Anthony Aldave, MD – The Cornea Society

W. Barry Lee, MD – The Cornea Society

Marian Macsai, MD – The Cornea Society

Francis S. Mah, MD – ASCRS Cornea Clinical Committee

Neda Shamie, MD – ASCRS Cornea Clinical Committee

David T. Vroman, MD – ASCRS Cornea Clinical Committee

**IV. CME Information**

**Educational Objectives**

At the conclusion of this program, attendees will be able to:

- Define the effect of corneal conditions on cataract and refractive surgery outcomes and implement appropriate pre- and post-operative management options;
- Describe the implications of corneal biomechanics for refractive surgery, outline emerging ectasia, management options, and assess various enhancement options for post-cataract and refractive surgery;
- Assess the symptoms, properly diagnose, and select treatment options in patients with infectious and inflammatory disease;
- Analyze efficacy of emerging technologies and therapeutics in cataract, refractive, and corneal surgery;
- Evaluate a variety of lamellar surgical techniques and describe appropriate patient selection;
- Cite current research findings on DALK, develop a plan to transition to incorporating the surgical technique into practice, and describe complications management strategies.

### **Continuing Medical Education (CME)**

The American Society of Cataract & Refractive Surgery is accredited by the Accreditation Council for Continuing Medical Education to provide continuing medical education for physicians. ASCRS takes responsibility for the content, quality, and scientific integrity of this CME activity.

### **CME Credit**

The American Society of Cataract and Refractive Surgery designates this live educational activity for a maximum of 6.5 *AMA PRA Category 1 Credits™*. Physicians should claim only the credit commensurate with the extent of their participation in the activity.

### **Notice of Off-Label Use Presentations**

This program may include presentations on drugs or devices or uses of drugs or devices that may not have been approved by the Food and Drug Administration (FDA) or have been approved by the FDA for specific uses only. The FDA has stated that it is the responsibility of the physician to determine the FDA clearance status of each drug or device he or she wishes to use in clinical practice. ASCRS is committed to the free exchange of medical education. Inclusion of any presentation in this program, including presentations of off-label uses, does not imply an endorsement by ASCRS of the uses, products, or techniques presented.

## **V. Attendance**

2011 registered attendance: 1,228

Physicians: 926

Residents and fellows: 161

Clinical and surgical staff: 97

Corporate attendees: 46

2012 estimated attendance: 1,325

**VI. Unrestricted Educational Grant Levels**

All unrestricted educational grants are used to support the educational content and logistics of the meeting. For 2012 Cornea Day, there are three levels of corporate support: Platinum, Gold, and Silver. Support recognition varies based on the level of support. Exhibition space, under ACCME rules, is considered a promotional activity and is not included in the educational grant. Please see exhibition opportunities in section VII below.

**Platinum level support: \$95,000.00**

**Gold level support: \$50,000.00**

**Silver level support: \$25,000.00**

**Summary of recognition:**

<b>Recognition description</b>	<b>Platinum</b>	<b>Gold</b>	<b>Silver</b>
Badges allotted for corporate attendee	12	8	4
Pre-meeting attendee list (four weeks prior to activity)	Yes	Yes	Yes
Final meeting attendee list (eight weeks following activity)	Yes	Yes	Yes
Corporate logo on all print advertisements	Large	Medium	Small
Corporate logo on direct mail marketing	Large	Medium	Small
Corporate logo on 2012 Cornea Day home page	Large	Medium	Small
Acknowledgement by Program Chair from the podium	Yes	Yes	Yes
Acknowledgement on session walk-in slides	Large	Medium	Small
Acknowledgement on all onsite signage	Large	Medium	Small
Corporate support acknowledgement in Final Program	Large	Medium	Small
Post-activity CME evaluation report	Yes	Yes	Yes

**VII. Exhibition opportunities**

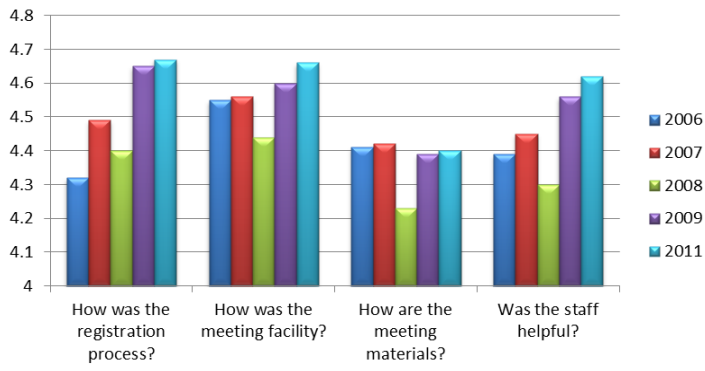
2012 Cornea Day will once again share an exhibition hall with ASCRS Glaucoma Day 2012. As in past years, the exhibit hall for this activity is separate from the exhibition area of the 2012 ASCRS-ASOA Symposium & Congress. Exhibition space is considered a promotional activity and therefore cannot be included in an unrestricted educational grant. The exhibitor prospectus for Glaucoma Day/Cornea Day can be found in the 2012 ASCRS-ASOA Symposium & Congress Exhibitor Prospectus or via this link. The exhibit space fee for 2012 is a single fee of \$7,500.00 covering both ASCRS Glaucoma Day 2012 and 2012 Cornea Day.

## VIII. 2011 Evaluation Summary

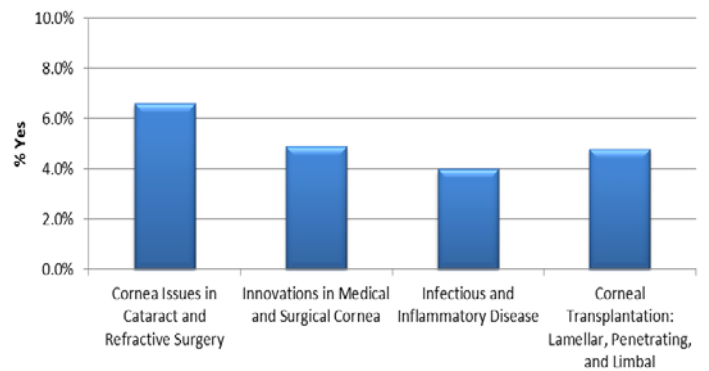
### Cornea Day 2011 Meeting

- The program continues to be rated very highly by attendees.
- The evaluation includes a short survey to collect overall impressions, as well as more extensive surveys for each of the sessions.
- The overall survey remained constant between 2009 and 2011, allowing for direct comparisons between the programs. The data for individual sessions cannot be compared to previous years for two reasons: (1) the session topics/format change each year and (2) the evaluation questions were formatted away from Likert-scale to yes/no and open-ended questions.
- For the overall impressions, the program was very consistent with previous years and shows a generally positive trend of improvement each year in the logistical aspects of the meeting. The general educational indices (relevance, ability to meet educational objectives, etc.) had a high in 2008, but scores did show an improvement in 2011.
- The questions related to what attendees learned and what they planned to change as a result of the programming provide additional insight into what attendees took away from the individual sessions.
- All comments were categorized to provide a better understanding of the take-away messages and intentions to change (or not). The results indicate that the majority of attendees learned new information related to their clinical decision making and anticipate changes to their practice within that area. This is in line with the educational objectives for the program and the content presented.
- When asked why they wouldn't be making a change to their practice, nearly 30% of respondents noted that the material was in some way not related to their practice, most often citing they do not do cornea surgery or refer patients out. This is not a negative, as it provides a better understanding of the learners attending as well as the appeal of the program to non-cornea specialists.

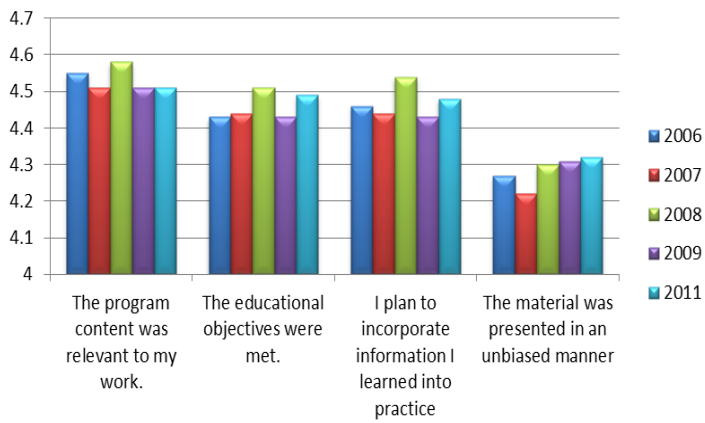
### Overall Impressions



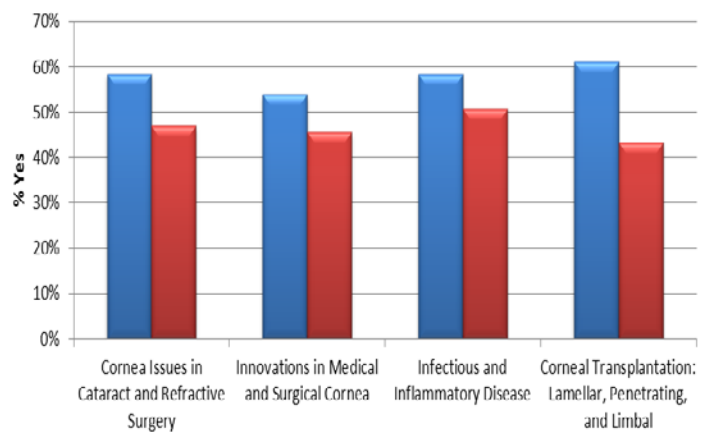
### Any Bias



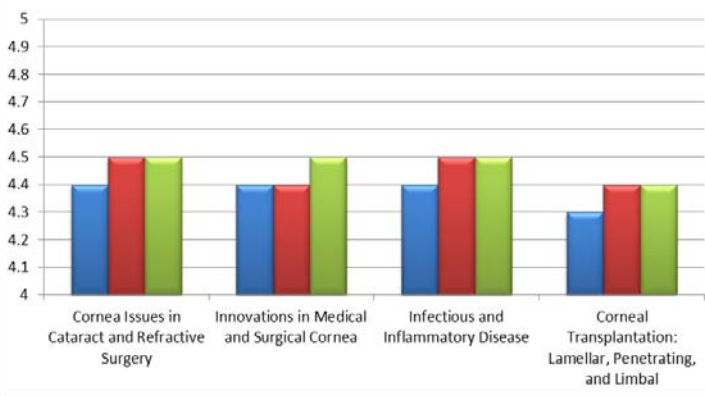
### Overall Impressions



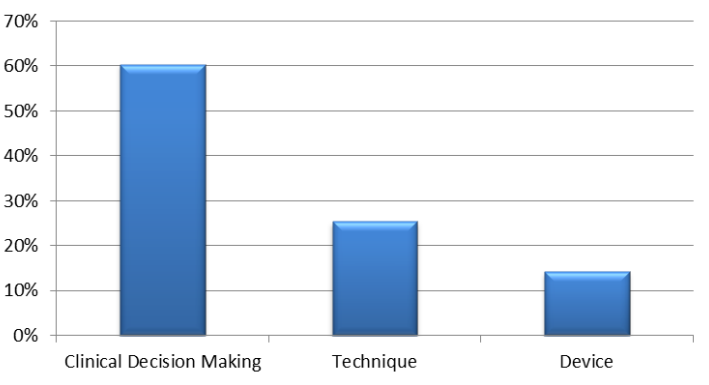
### Learn Something New? Expect to Change?

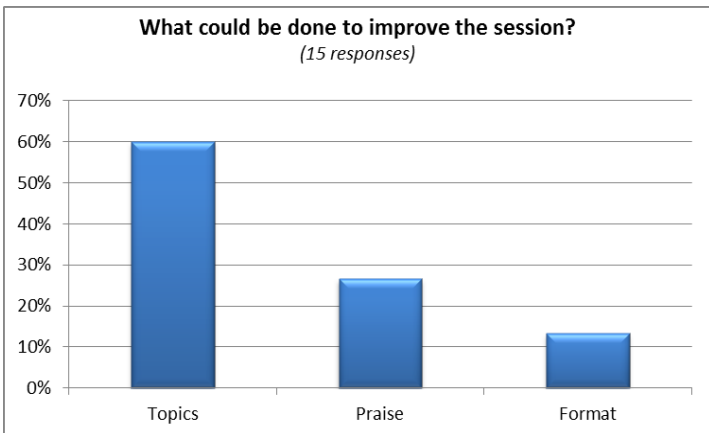
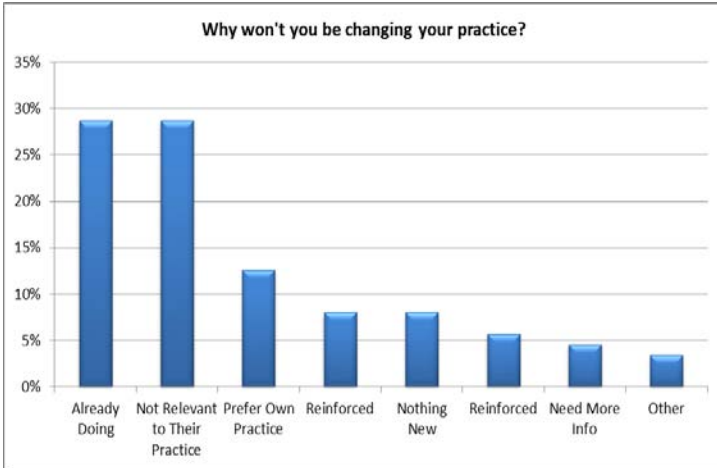
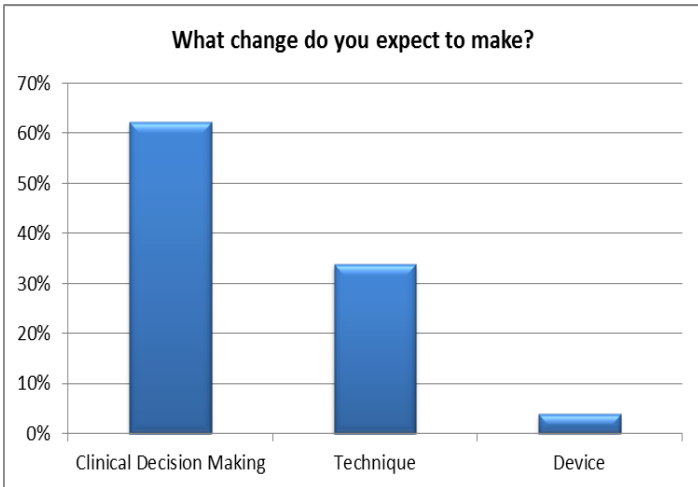


### Content Relevant Objectives Met Speakers Qualified



### Please list 1 new thing you as a result of the program







# **Ophthalmic Photographers Society Exhibit at ASCRS 2012**

---

**Educational Grant Levels and Description**

## **I. Program Description**

ASCRS, in conjunction with the Ophthalmic Photographers Society, will be displaying winning ophthalmic photographs in an exhibit at the 2012 ASCRS Symposium & Congress. This is the tenth year that this popular exhibit has been presented at the meeting. This year, ASCRS is seeking corporate support of the exhibit. Submitted photos are judged by a panel comprised of ASCRS members and OPS judges. The photos are judged based upon quality, innovation, and clinical interest. Accepted photos for display are listed and displayed prominently in the convention center. Categories for submission include:

- Clinical Setting Photography
- Composite
- Corneal Endothelial Photography
- Cross Categories
- External Photography
- Fluorescein Angiography
- Fundus Photography, High Magnification, 20°
- Fundus Photography, Normal, 30°– 40°
- Fundus Photography, Wide Angle, 45°
- Gonio Photography
- Gross Specimen Photography
- ICG Angiogram
- Instrumentation Photography
- Monochromatic Photography
- Optical Coherence Tomography
- Photo/Electron Micrography
- Slit lamp Photography
- Special Effects Photography
- Surgical Photography
- The Eye as Art

## **II. Program Sponsor**

The American Society of Cataract & Refractive Surgery and the Ophthalmic Photographers Society are the sponsors of this non-CME educational activity.

## **III. Program Oversight**

The appointed judges of a combined panel of ASCRS and OPS members are responsible for the development of the exhibit and will coordinate content.

**IV. Non-CME information**

**Educational Objectives**

Ophthalmologists viewing this exhibit will be able to:

- Understand advancements in the capabilities of ophthalmic diagnostic imaging equipment;
- Increase their exposure to the uses of ophthalmic photography through the diagnostic and treatment process.

**V. Attendance**

2012 estimated attendance: 6,800 ASCRS•ASOA Symposium & Congress attendees

**VI. Unrestricted Educational Grant Levels**

All unrestricted educational grants are used to support the educational content and logistics of the OPS exhibit. ASCRS is seeking a single supporter for the exhibit (Gold level) or multiple supporters if sole support is not obtained.

**Gold level: \$12,000.00 (sole support for the exhibit)**

**Multiple supporters: \$3,500.00 per supporter up to a maximum of four (4) supporters (not available if Gold level support is obtained)**

**Summary of recognition:**

Logo on all print advertisements
Acknowledgement of support in signage at the exhibit
Acknowledgement of support on the OPS exhibit page in the ASCRS•ASOA Final Program
Acknowledgement of support on all materials recognizing commercial support at the annual meeting



# **Web Seminar Education**

---

**Educational Grant Levels and Description  
Calendar Year 2012**

## **I. Program Description**

ASCRS is pleased to continue its web seminar education series focused on issues for the anterior segment surgeon. The program is designed to bring education on a wide variety of topics to a demographic that may not be able to attend a live meeting for this purpose. This series will be non-CME. Each session is designed to be 60 minutes in length. The presentations will be live with one to three (1–3) presenters with expertise in a particular subject comprising the faculty. Video will supplement the educational experience by demonstrating techniques and surgeries. A moderator will be present at each session. Participants will be able to submit questions to the moderator online; those questions selected by the moderator will be forwarded to the panel to allow for real-time discussion.

Program topics for 2012 are scheduled as follows:

- March 2012 – Refractive Cataract Surgery: Case presentations & IOL calculations
  - Moderator: Audrey Talley-Rostov, MD
    - Oversight by ASCRS Cataract Clinical Committee
- Three others planned, topics to be released by end December 2011

## **II. Program Sponsor**

The American Society of Cataract & Refractive Surgery is the sponsor of this non-CME educational activity.

## **III. Program Oversight**

The ASCRS Clinical Committees, with the guidance of Paula Cooke, ASCRS Director of Clinical Affairs, and Joyce D’Andrea, ASCRS Clinical Coordinator, is responsible for the development of the subjects and will coordinate content.

## **IV. Non-CME information**

### **Educational Objectives**

Ophthalmologists participating in this web seminar education series will be able to:

- Increase their knowledge base and strengthen their clinical and surgical skills in the management of patient communication and outcome expectations;
- Improve their ability to treat patients requiring or inquiring about cataract/refractive surgery;
- Increase efficiencies in their practices, improving the overall patient experience.

**V. Attendance**

Attendance reflects the number of sites that viewed the program. The number of actual viewers is significantly higher as the sites were set up for multiple viewing in a university theater setting.

**Estimated attendance for 2012:**

Approximately 50 sites per session

**VI. Unrestricted Educational Grant Levels**

All unrestricted educational grants are used to support the educational content and logistics of the web seminar sessions. ASCRS is seeking a single supporter for all sessions (Gold level) or sole support for each individual session.

**Gold level: \$20,000.00 (sole support for all sessions)**

**Individual seminar support: \$5,000.00 per session (not available if Gold level support is obtained)**

**Summary of recognition:**

<b>Recognition description</b>
Pre-meeting registrant list (one week prior to activity)
Final meeting registrant list (one week following activity)
Logo on email marketing campaign
Logo on Web Seminar home page
Acknowledgement by the moderator
Posting of session with spot on ASCRS.org

**VII. 2011 Evaluation summary**

**Surgical Management of Astigmatism - YPRCC -7/27/11**

Was the content useful and relevant to your training/practice?	Please rate your satisfaction with the webseminar (5 extremely satisfied = 1 extremely dissatisfied)	Did the format (PowerPoint, video clips, polling questions) enhance your learning experience?	Did you find the speakers informative and engaging?	Would you recommend this webseminar series to a colleague?
Yes 100% (12) No 0% (0)	5 23.1% (3) 4 53.8% (7) 3 23.1% (3) 2 0% (0) 1 0% (0)	Yes 100% (13) No 0% (0)	Yes 100% (13) No 0% (0)	Yes 100% (13) No 0% (0)

**Refractive Surgery Complications – RSCC - 4/27/11**

Was the content useful and relevant to your training/practice?	Please rate your satisfaction with the webseminar (5 extremely satisfied = 1 extremely dissatisfied)	Did the format (PowerPoint, video clips, polling questions) enhance your learning experience?	Did you find the speakers informative and engaging?	Would you recommend this webseminar series to a colleague?
Yes 97.1% (34) no 2.9% (1)	5 42.9% (15) 4 37.1% (13) 3 17.1% (6) 2 2.9% (1) 1 0% (0)	Yes 94.3% (33) No 5.7% (2)	Yes 97.1% (33) No 2.9% (1)	Yes 94.1% (32) No 5.9% (2)

**Refractive Complication – YPR CC – 1/12/11**

Was the content useful and relevant to your training/practice?	Please rate your satisfaction with the webseminar (5 extremely satisfied = 1 extremely dissatisfied)	Did the format (PowerPoint, video clips, polling questions) enhance your learning experience?	Did you find the speakers informative and engaging?	Would you recommend this webseminar series to a colleague?
Yes 100% (6) no 0% (0)	5 33.3% (2) 4 50% (3) 3 16.7% (1) 2 0% (0) 1 0% (0)	Yes 83.3% (5) No 16.7% (1)	Yes 100% (6) No 0% (0)	Yes 100% (6) No 0% (0)

**Intraocular Complications – YPR CC - 9/15/10**

Was the content useful and relevant to your training/practice	Please rate your satisfaction with the webseminar (5 extremely satisfied = 1 extremely dissatisfied)	Did the format (PowerPoint, video clips, polling questions) enhance your learning experience	Did you find the speakers informative and engaging?	Would you recommend this webseminar series to a colleague?
Yes 100% (17) no 0% (0)	5 76.5% (13) 4 23.5% (4) 3 0% (0) 2 0% (0) 1 0% (0)	Yes 100% (17) no 0% (0)	Yes 100% (17) no 0% (0)	Yes 100% (17) no 0% (0)